

2006 CASE PROCESSING STATISTICS

ANALYSIS OF FILINGS BY COMPLAINANT'S SEX

Female	150
Male	100
Total Filings	250

ANALYSIS OF FILINGS BY COMPLAINANT'S RACE


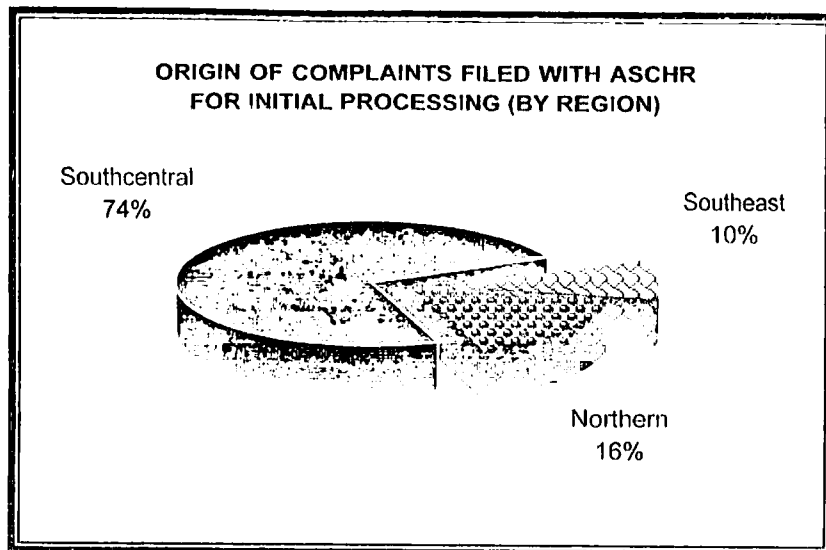
Caucasian	119
Black	38
Alaska Native	32
Hispanic	21
Unknown	17
Asian	10
Other	10
American Indian	3
Total Filings	250

ANALYSIS OF FILINGS BY COMPLAINANT'S AGE

20 years and under	10
21 - 40 years	93
41 - 60 years	132
61 years and over	12
Unknown	3
Total Filings	250

ANALYSIS OF FILINGS BY TYPE

Employment	226
Public Accommodation	9
Housing	8
Government Practices	6
Coercion	1
Total Filings	250



ANALYSIS OF FILINGS BY BASIS

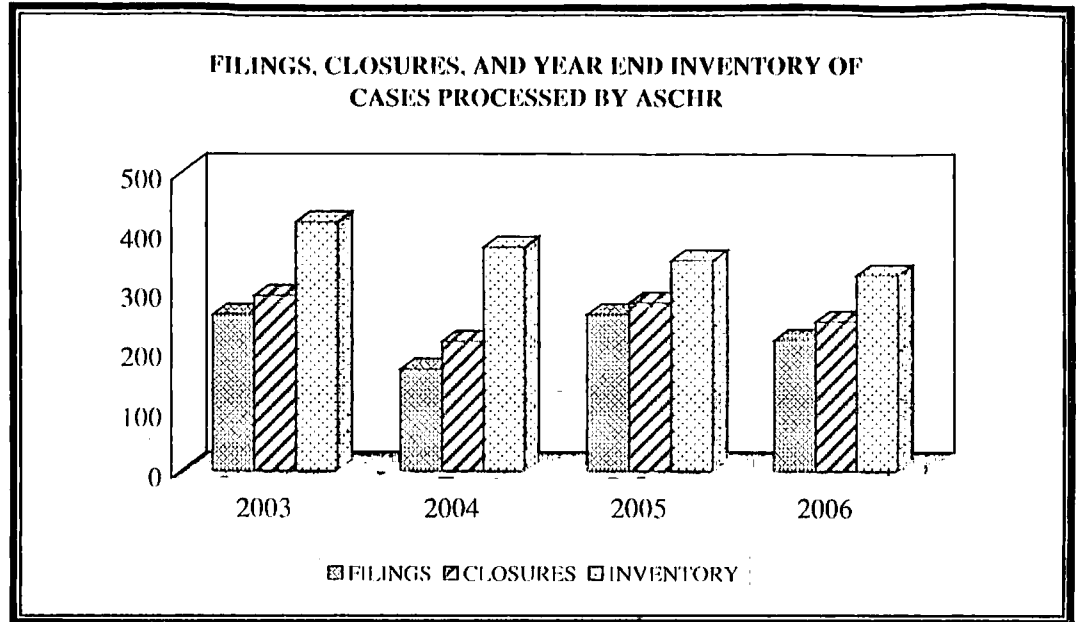
Basis	Single Basis Complaint	Multiple Basis Complaint
Race/Color	45	28
Physical Disability	35	12
Sex	33	32
Age	20	19
National Origin	11	8
Retaliation for Filing	11	6
Retaliation	7	33
Pregnancy	7	1
Mental Disability	5	3
Religion	3	10
Parenthood	1	2
Marital Status	1	0
Multiple Bases	71	---
Total Filings	250	154

ANALYSIS OF FILINGS BY ISSUE

Issue	Single Issue Complaint	Multiple Issue Complaint
Discharge	70	61
Terms & Conditions	41	53
Failure to Hire	22	4
Failure to Promote	11	8
Denied Service	8	0
Other	6	1
Sexual Harassment	5	23
Harassment	2	9
Demotion	2	4
Eviction	2	1
Failure to Rent	2	0
Pay Equity	0	2
Multiple Issue	79	---
Total Filings	250	166

ANALYSIS OF 2006 CLOSURES

REASON FOR CLOSURE	NUMBER OF CLOSURES	PERCENTAGE OF TOTAL
MEDIATION:	35	12.77%
Mediation - Successful Settlement	16	5.84%
Mediation - Complaint Withdrawn with Successful Settlement	11	4.01%
Mediation - Predetermination Settlement (PDS)	8	2.92%
ADMINISTRATIVE:	50	18.25%
Complaint Withdrawn	12	4.38%
Lack of Jurisdiction	10	3.65%
Complainant Not Available	13	4.74%
Failure of Complainant to Proceed	3	1.10%
Complainant to Court	4	1.46%
Administrative Dismissal	4	1.46%
Tribal Sovereign Immunity	4	1.46%
NOT SUBSTANTIAL EVIDENCE	164	59.85%
CONCILIATION/SETTLEMENT:	14	5.11%
Complaint Withdrawn with Successful Settlement	7	2.56%
Predetermination Settlement (PDS)	1	0.37%
Substantial Evidence/ Conciliation Agreement	6	2.18%
HEARING:	11	4.02%
Decision for Respondent	1	0.37%
Pre-Hearing Settlement	9	3.28%
Hearing Unit - Other	1	0.37%
TOTAL 2006 CLOSURES	274	100%



SUMMARY OF CLOSURES

CATEGORY OF CLOSURE	2004		2005		Detail of 2006 Closures			
	No.	%	No.	%	ASCHR		EEOC	
					No.	%	No.	%
Mediation	23	8.8	23	7.6	31	11.3	4	1.5
Administrative	29	11.0	52	17.1	46	16.8	4	1.5
Not Substantial Evidence	176	67.2	195	64.4	146	53.3	18	6.5
Conciliation/Settlement	26	9.9	20	6.6	14	5.1	0	0
Hearing	8	3.1	13	4.3	11	4.0	0	0
					248 ¹		26	
TOTAL CLOSURES	262		303		274			

¹This number does not include completed investigations of 9 cases which are still in conciliation or were transferred to the Hearing Unit in 2006.